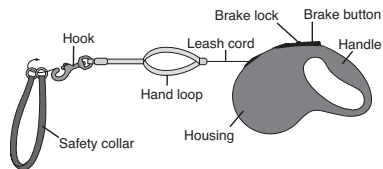


Directions

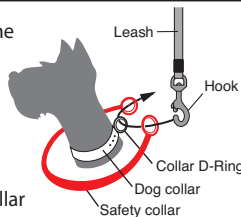
INSPECT LEASH AND COLLAR BEFORE EACH USE



Make sure that all parts of the leash and your dog's collar are in good condition. If any part of the leash or your dog's collar are damaged, frayed or broken, do not use the leash.

ATTACHING THE LEASH

- Always use the enclosed safety collar in addition to your dog's collar as illustrated. The safety collar



prevents snap-back if the dog's collar breaks, or if the leash disconnects from your dog's collar.

- Attach the hook of the leash to the D-ring of your dog's collar. **Never attach it to your dog's ID tag ring.** That ring is not strong and will break.
- Make sure that the hook is fully closed and securely attached to the collar D-ring and the rings of the safety collar.

DETACHING THE LEASH

Make sure your dog is under control. Fully retract the leash before detaching it.

WHAT TO DO IF THE CORD GETS WET

Pull the cord out of the leash housing as far as it will go and lock the brake. Leave it to dry overnight in a place that is out of reach of children. When the cord is dry, carefully and slowly retract the leash to keep it under control.

USING THE LEASH

Always hold the leash by the handle, **never by the cord.** You can also hold the hand loop with your other hand for extra control. Never tie leash around a tree, pole, or any other object.



To stop the leash, press the brake button.



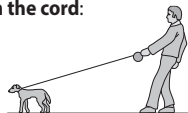
To lock the brake, press the brake button and push the lock forward.



To release the brake lock, draw back the lock.

To bring your dog nearer, follow these steps and **never touch the cord:**

- Extend your arm forward and press the brake button.
- Step toward your dog and at the same time bring your arm to your side.
- Release the brake button and swing your arm towards the dog and press the brake button again.
- Repeat as needed.



For more information about flexi™ and the entire line please call 1-855-353-9462 or visit our web page

www.flexi-northamerica.com



"Directions for use" and other helpful videos



please go to www.flexi-northamerica.com

REPAIRS

Do not attempt to repair this leash. Do not open the leash housing. The leash housing contains a pre-wound spring that can cause injury if opened. See **LIMITED WARRANTY.** Opening the housing will void the Limited Warranty.

LIMITED WARRANTY

This flexi™ retractable dog leash (including all parts) is warranted by the manufacturer for a period of two years from the date of purchase to be free from defects in materials and workmanship as originally supplied by the manufacturer.

This Limited Warranty is extended only to the original purchaser. In the event of a defect, either return the leash to the place of purchase or send it with your purchase receipt to the address mentioned below. This Limited Warranty will not apply to broken, damaged, or frayed leash cords/tapes/belts or other parts of the leash caused by dog chewing, rough surfaces, or other misuse or abuse.

BPZ.121.SU.11 001014

flexi North America, LLC

10901 South Commerce Boulevard, Suite A
Charlotte, North Carolina 28273



**Retractable
Cord Leash**

SPECIAL PRECAUTIONS & DIRECTIONS



Because this leash is retractable, it requires special precautions to reduce the risk of injury. Read this pamphlet before using your leash and save it for future reference.

Special Precautions

Who can use this leash?

This leash should only be used by responsible people who have read and can follow all of these precautions. Anyone who uses this leash must be able to control the dog and watch the dog closely at all times to keep it from running off or wrapping anyone in the cord. Keep out of reach of small children. Never let anyone play with this leash.

Is this leash right for your dog?

- Do not use this leash with a disobedient or uncontrollable dog, since they are more likely to wrap the cord around people or to run off at high speeds.
- Only use this leash with a dog that does not exceed the weight limit listed on the leash. Leashes for larger dogs have a tape or belt instead of a cord to reduce the risk of amputations and cuts.
- Even small dogs can pull hard enough to injure you, particularly because the length of the leash allows dogs to run and build up speed. Follow all of these precautions even with a small dog.

Consider where you will go

You can use the flexi™ retractable leash anywhere you would normally go with your dog. However, the leash is designed to give your dog more freedom while on a leash. For example, if you go to the vet, groomer or any crowded place, you cannot give your dog the additional freedom. You need to have the leash fully retracted and the brake locked. (Please refer to paragraph "Injury to Bystanders"). You may want to consider using a regular, non retractable leash in these circumstances.

Use this leash only as intended

- Follow the "Directions" section in this pamphlet.
- Never attach more than one dog to the leash. Never use more than one flexi™ leash at a time.
- Never attach any accessories to the leash housing unless they are sold or approved by flexi™.

CUTS AND BURNS

If the cord runs across your skin, it can cause abrasions (like a rope burn) or severe cuts. Cuts and burns are more likely if the cord wraps around any part of the body.



- Avoid contact with the cord and never let it wrap around any part of your body.
- Do not allow slack to build up in the cord – you might get tangled in the slack.
- Do not touch the cord if the cord wraps around you. Turn around or pass the handle from one hand to the other to unwrap yourself. (See "Finger Amputation and Fractures")
- If you want to further reduce the risk of cuts and burns, you can wear long sleeves and pants to protect your arms and legs.

FINGER AMPUTATION AND FRACTURES


If the cord wraps around fingers or catches on a ring, a hard pull on the leash can amputate fingers or break bones.

- Avoid touching the cord when the leash is attached to your dog and never let the cord wrap around hands or fingers.
- Do not hold the cord.



- Do not grab the cord to control your dog.
- If the cord gets entangled in a bush or other object, gain control of your dog before disentangling it. Do not touch the cord if your dog can pull on it.
- If you want to further reduce the risk of finger amputation and fractures, you can take off any rings and wear sturdy gloves.

EYE AND FACE INJURIES



- If the leash or your dog's collar breaks, or if the leash disconnects from your dog's collar, the cord and hook can snap back with enough force to cause serious eye damage, broken teeth, cuts, and bruises. If the cord is under enough tension, this can happen even when the leash is locked.
- Follow instructions for inspecting, attaching and detaching the leash in the "Directions" portion of this pamphlet.

- Attach the safety collar around your dog's neck and attach the hook to your dog's regular collar. The safety collar prevents snap-back if the dog's collar or the hook breaks, or if the leash disconnects from your dog's collar.

FALLS



- Because the flexi™ leash is longer than regular leashes, your dog can build up more speed and pull on it harder, possibly pulling you to the ground.
- If your dog starts running away from you, immediately press the brake button to keep your dog from building up too much speed. If your dog has already built up speed, you will be pulled when you hit the brake or if the dog reaches the end of the leash.
 - Do not allow slack to build up in the cord – your dog may run and build up speed until the slack runs out, suddenly pulling you.
 - Have secure footing. Do not use the leash while on wheels (for example, a bike, skateboard or roller blades).

INJURIES TO BYSTANDERS



Bystanders are at risk of all of the injuries described in this pamphlet. In particular, they can be cut by the cord if they contact it or if it wraps around them. They might also trip on the leash. Bystanders include runners, people on skates or bikes ... Pay special attention to these bystanders as they may approach at high speeds.

- Be aware of bystanders. They might not notice the cord. Control your dog and keep the cord away from them.
- When around other people or animals, shorten the leash and keep your dog at your side with the leash locked.
- Avoid using the flexi™ leash near small children, including children in strollers.
- If the cord gets wrapped around someone, tell them not to touch the cord. Gain control of your dog and do not touch the cord if your dog can pull on it.