







IN 3 STEPS

to the right leash...



MADE IN GERMANY

| 1. How active and lively is your dog? | | 2. What is your dog's weight? | | | | | | | |
|---|--|-------------------------------|-------------|------------|------------|------------|--------------|--------------|-----------|
| Calm  | | 1 - 8 kg | 9 - 15 kg | 16 - 20 kg | 21 - 25 kg | 26 - 30 kg | 31 - 40 kg | 41 - 65 kg | 65 kg + |
| Average  | | 1 - 7 kg | 8 - 12 kg | 13 - 15 kg | 16 - 20 kg | 21 - 25 kg | 26 - 50 kg | 51 - 60 kg | 60 kg + |
| Lively  | | 1 - 4 kg | 5 - 9 kg | 10 - 12 kg | 11 - 15 kg | 16 - 18 kg | 19 - 25 kg | 26 - 35 kg | 35 kg + |
| Very lively  | | | 1 - 7 kg | 8 - 10 kg | | 11-15 kg * | 16 - 20 kg * | 21 - 30 kg * | 30 kg +* |
| 3. Type of leash/recommended minimum size | | | | | | | | | |
| Cord  | | XS → | S → | M → | | L | | | |
| Tape  | | | XS → | S → | M → | | L → | | XL |

* Please only use tape leads.